

# In the event of an Emergency:

- ✓ Don't panic – stay calm.
- ✓ Listen to the instructions the driver gives and follow them closely. The driver is experienced and will know what to do.
- ✓ If someone is hurt or ill tell the driver where they are and what is wrong with them.
- ✓ Do not move the person who is hurt.
- ✓ If the driver is hurt, leave the bus, assemble in a group in a safe place away from the bus and wait for help to arrive. Dial 000.
- ✓ If there are smaller children on board, make sure that they do not wander away or on to the road.

# Should a fire break out on the bus:

- ✓ Move to a safe place well away from the bus – 2 lengths of the bus or 100 paces.
- ✓ Assemble as a group in a safe place away from the bus and wait for help to arrive.
- ✓ Don't panic – stay calm. Stay together.
- ✓ Do not go back to the bus for any reason.
- ✓ **DIAL 000.**



← 100 PACES

## Mums and Dads

**This is a special section for mums, dads and carers.**

Meeting your children at the bus stop is terrific but please wait for them on the same side of the road as the bus stop and do not park in the bus parking bay. The bus needs plenty of room to get in and out of these areas.

**Parking opposite the bus stop is dangerous and is one of the most frequent causes of accidents at bus stops.** All children, especially little ones are anxious to see you after a hard day at school and are likely to run across the road to meet you. If you have to park on the other side of the road, get out of your vehicle, cross the road and wait on the same side as the bus stop.

It may also be wise to establish a designated waiting place with your child close to the bus stop. As well as preventing them from running across the road to meet you this also gives them somewhere to wait in the event that you are late to meet them.

Older children should also be reminded that their behaviour will dictate the actions of smaller children who see the "big kids" as role models.

Please help us to help keep your child safe by reminding them of the few simple rules in this booklet.

## Schools

Public Transport Victoria (PTV), the face of public transport in Melbourne, provide a wide range of education tools and programs for use by schools when teaching kids how you use public transport safely.

For more information on the tools available contact Public Transport Victoria.



## Safety First

The bus industry prides itself on its passenger safety record. In Victoria alone some 470 bus operators are involved for over 27 million passenger trips per year.

The bus industry and your local bus operator hold the safety and interests of their passengers paramount at all times.

## Careers in the Bus Industry

The bus industry is a growing and dynamic industry that offers a wide range of job opportunities for school leavers. You can find more information about working in the bus industry by visiting [www.ozebus.com.au](http://www.ozebus.com.au).

Detailed information on becoming a bus driver can be found at [www.beabusdriver.com.au](http://www.beabusdriver.com.au).

For more information about the Bus and Coach industry in Victoria please contact:

Bus Association Victoria  
450 Graham Street  
Port Melbourne, Vic 3207

Tel: 03 9645 3300  
Fax: 03 9645 4455  
Email: [buses@busvic.asn.au](mailto:buses@busvic.asn.au)  
Web: [www.busvic.asn.au](http://www.busvic.asn.au)



To view the Safe School Bus Travel video, go to:  
[www.busvic.asn.au/safebustravel](http://www.busvic.asn.au/safebustravel)

**With compliments of your local bus company**

# Safe Bus Travel



# At the bus stop:

- ✓ Leave home with plenty of time to get to the bus stop.
- ✓ Always walk on the inside of the footpath. If there are no footpaths, always walk on the side where the traffic is coming towards you as far away from the road as possible. If possible, wear something bright so that drivers can see you.
- ✓ If your bus is late do not leave the bus stop. Wait there until it arrives.
- ✓ Buses have what is called an over-hang at the front. This means that when the bus is pulling into the stop the front might come up over the footpath slightly. This is why you must:
  - ✓ Stand well back from the road when waiting for the bus.
  - ✓ Not push or shove others when the bus is approaching the stop.
  - ✓ Wait until the bus stops completely before going near the door.
  - ✓ Get onto the bus in an orderly manner.



# On board the bus:

- ✓ Always treat the driver with respect. They have the important job of getting you and others to school safely.
- ✓ Don't be noisy or unruly. The driver has to be able to concentrate on driving.
- ✓ Move down the bus towards the back and take your seat. School bags should be placed under the seat or in the racks. They must not block the aisles.
- ✓ If you do not have a seat, move down to the back of the bus and hold onto the handgrip.



- ✓ Remember nothing goes out of the window – no papers, litter, arms or heads.
- ✓ Make sure you know where the emergency exit is in case you ever need to use it.
- ✓ Always show care, courtesy and common sense while on the bus.
- ✓ Vandalism is a crime. Report any vandalism to your driver.
- ✓ If the bus has seat belts you must wear them at all times.




# Leaving the bus

- ✓ Let the driver know when your stop is coming up.
- ✓ The driver will not open the doors until the bus has completely stopped so there is no need to push or rush.
- ✓ Once off the bus stand well back.
  - ✓ Never cross the road until the bus has moved away.
  - ✓ If you are using headphones these must be removed before leaving the bus.
  - ✓ Do not cross the road until you can see clearly in all directions.
  - ✓ If an adult meets you at the bus stop, ask them to read the section of the booklet entitled – Mums and Dads.
  - ✓ Ask adults to:
    - ✓ Park on the same side of the road as the bus stop whenever possible.
    - ✓ Meet you at the stop.
    - ✓ Not to ask you to cross the road by yourself.
    - ✓ Look out for the lights flashing on the outside of the bus which means children are leaving or boarding the bus.


# Do's and Don'ts

Most accidents happen at the bus stop before the bus arrives or after it pulls away. What you do when you are at the bus stop is as important to staying safe as how you act on the bus.




**Do** stand well back when at the bus stop and wait until the bus has completely stopped.

**Don't** rush or push others when the bus arrives.



**Do** wait until the bus moves away before crossing the road.

**Don't** cross the road in front of the bus or between parked cars.



**Do** sit down on your seat quietly and quickly. If there are no seats move to the back of the bus and use the handgrips on the side of the seat.

**Don't** distract the driver or annoy others on board the bus.